
REPS1
chr6:139300667:139309398:-
chr6:139272179:139272297:-
chr6:139268927:139269950:-
EDEM2
chr20:33734955:33735161:-
chr20:33734628:33734738:-
chr20:33732782:33732821:-
chr20:33730176:33730281:-
HIRIP3
chr16:30006424:30006538:-
chr16:30005969:30006164:-
chr16:30004961:30005129:-
OSR
chr12:58109543:58109753:+
chr12:58109872:58109875:58109976:+
DGUOK
chr2:74153953:74154179:+
chr2:74159725:74159810:+
chr2:74173846:74174033:+
ANKRD10
chr13:111558380:111558471:-
chr13:111552877:111553008:-
chr13:111546456:111546649:-
chr13:111545375:111545610:-
ITM2C
chr2:231729354:231729499:+
chr2:231729665:231729860:+
chr2:231738132:231738272:+
chr2:231740335:231740523:+
DSCR3
chr21:38639539:38639833:-
chr21:38611797:38612940:-
chr21:38604678:38604752:-
DBNL
chr7:44089239:44089419:+
chr7:44092466:44092540:+
chr7:44096356:44096502:+
RNH1
chr11:5071132:5072833:-
chr11:5048214:5049961:-
chr11:5020662:5022549:-
BIRC2,
chr11:102219329:102219495|102219495:+
chr11:102220732|102220609:102221480:+_1of3
CTBP1
chr4:1242704:1242908:-
chr4:1235133:1235307:-
chr4:1233971:1232125:-
UGP2
chr2:64068008:64068366:+
chr2:64068219:64068338:+
chr2:64069472:64069733:+
chr2:64083440:64083567:+
PHF20L1
chr8:133829082:133827134:+
chr8:133829133:133829321:+
chr8:133829584:133829790:+
AHCTF1
chr1:247012917:247014744:-
chr1:247007097:247007230:-
chr1:247005996:247006078:-
C8orf33
chr8:146277972:146278283:+
chr8:146278448:146278532:+
chr8:146278683:146278829:+
MINK1
chr17:4794246:4794419:+
chr17:4794751|4794811:4795011:+
KANSL2,
chr12:49073438:49073616:-
chr12:49072818:49072933:-
chr12:49065582:49065745:-
RAB9A,
chr X:13707240:13707407:+
chr X:13721933:13722021:+
chr X:13726840:13727944:+
ANGEL2,
chr1:213188955:213188168:-
chr1:213186435:213186760:-
chr1:213181552:213181808:-
SCYL1,
chr11:65304457:65304599:+
chr11:65305280|65305283:65305351:+
ZEB1,
chr10:31749966:31750146:+
chr10:31784708:31784767:+
chr10:31791276:31791437:+
TFDP1,
chr13:114277495:114277601:+
chr13:114285938:114286220:+
chr13:114287435:114287600:+
NCK1
chr3:136581050:136581161|136581195:+
chr3:136646826:136647069:+
ANKRD54,
chr22:38229457:38234507:38234605:-
chr22:38229757|38229762:38229691:-
NAALADL1,
chr11:64815119:64815210:-
chr11:64813917:64813998:-
chr11:64813661:64813834:-
CFLAR,
chr2:202014477:202014558:+
chr2:202025436:202025665:+
chr2:202028558:202037411:+
CARS,
chr11:3061395:3063486:-
chr11:3062214|3062261:3062126:-
VAMP7,
chrX:155119121:155119210|155119271|155119275|155119296:+
chrX:155125286:155125343:+_3of4
PGAP2,
chr11:3829524:3829545:+
chr11:3832480:3832654:+
chr11:3844139:3844223:+
chr11:3845113:3845365:+
SH3D19
chr4:152095822:152096826:-
chr4:152086741:152086848:-
chr4:152080392:152080504:-
PGAP2,
chr11:3829766:3829881:+
chr11:3832480:3832654:+
chr11:3845113:3845365:+
SMARCC2,
chr12:56567480:56567633:-
chr12:56566721:56566813:-
chr12:56566369:56566488:-
ARHGAP22,
chr10:49663177:49663045|49663097:-
chr10:49662131:49662204:-
TMEM138,
chr11:61131724:61131787:+
chr11:61131905:61131990:+
VAMP7,
chrX:155119121:155119275:+
chrX:155125346:155125343:+
chrX:155127776:155127913:+
HSDL2,
chr9:115162189:115142460:+
chr9:115166275:115166438:+
chr9:115167904:115168002:+
DNAJB4,
chr1:78470616:78471005:+
chr1:78479716:78479303:+
chr1:78481698:78482995:+
BIRC3,
chr11:102217968:102218107:+
chr11:102220609:102221480:+
chr11:102233627:102233705:+
ZXSM,
chr3:25832481:25832806|25833187:+
chr3:25833261|25833437:25833488:+_1of3
NOLC1,
chr10:103916776:103916831:+
chr10:103916943|103916946:103917085:+
MAPK10,
chr4:87028376:87028505:-
chr4:87024339:87024397:-
chr4:87023047:87023185:-
DAXX
chr6_cox_hap2:4733501|4733567|4733570|4733601:4733312:-_3of4
NOVA1,
chr14:27064616:27064759:-
chr14:27037626:27037671:-
chr14:27018886:27018987:-
chr14:26949183:26949349:-
DPH2,
chr1:44436268:44436380:+
chr1:44436638:44436892:+
chr1:44437059:44437742:+
CDK10,
chr16:89759682:89759734:+
chr16:89759806:89759875:+
DCTD,
chr4:183838464:183838630:-
chr4:183837572:183837692:-
chr4:183836614:183836728:-
SIK1
chr1:115321763:115321905:-
chr1:115321553:115321675:-
chr1:115318967:115319080:-
LAMTOR3,
chr4:100815492:100815703:-
chr4:100815112:100815157:-
chr4:100813157:100813391:-
TBXAS1,
chr7:139715523:139715660:+
chr7:139717471:139717633:+
chr7:139730825:139730125:+
HDAC9,
chrX:71791907:71791959:-
chrX:71787739:71787880:-
chrX:71715006:71715118:-
ABLIM1,
chr10:116211383:116211430:-
chr10:116207639:116207785:-
chr10:116205071:116205182:-
ACP1,
chr2:271866:271939:+
chr2:272037:272065:+
chr2:272192:272305:+
DCTD,
chr4:183838464:183838630:-
chr4:183837826:183838010:-
chr4:183836614:183836728:-
BMPR1A
chr10:88598622:88598736:+
chr10:88635624:88635842:+
chr10:88649819:88649981:+
LRTOMT
chr11:71791277:71791931:+
chr11:71804542:71804747:+
chr11:71805994:71806142:+
DSCR3
chr21:38639539:38639833:-
chr21:38610761:38610910:-
chr21:38604678:38604752:-
FOXN3,
chr14:89747294:89747358:-
chr14:89656731:89656793:-
chr14:89647045:89647150:-
DCAF4
chr14:73410506:73418585:+
chr14:73420869|73420872:73420970:+
METTL23,
chr17:74722912:74723295:+
chr17:74725772:74725876:+
chr17:74729065:74729297:+
RBM6,
chr3:50000909:50000118:+
chr3:50009403:50009181:+
chr3:50009492:50009581:+
PAM,
chr5:102355494:102355547:+
chr5:102360835|102360838:102361038:+
CEP57,
chr11:95555635:95555142:+
chr11:95555663:95555740:+
chr11:95560950:95561191:+
C
D


RIPK3L
chr6:30313075:30313175:+
chr6:30313244:30313350:+
chr6:30314209:30314334:+
POLR2J6
chr7:44056033:44056122:-
chr7:44053278|44054382:44053161:-
ULK3
chr15:75135345:75135552:-
chr15:75134876:75135015:-
chr15:75134621:75134761:-
CYB561
chr17:61513049:61513152:-
chr17:61512447:61512604:-
chr17:61509665:61511955:-
PGAP2
chr11:3832934:3829545:+
chr11:3832480:3832654:+
chr11:3844843:3844970:+
chr11:3845113:3845365:+
NARS2
chr11:78285909:78285983|78285874:-
chr11:78282380:78282489:-
IPMK1
chr3:48823787:48823973:-
chr3:49785251:49785601:-
chr3:49775645:49775855:-
SLC25A37
chr8:23423612:23423849|23424326:+
chr8:23429835:23425891:+
NR1H3
chr11:47270474:47270550:+
chr11:47280731:47280810:+
chr11:47281342:47281530:+
ABLIM1
chr10:116211851:116211430:-
chr10:116207639:116207779:-
chr10:116205071:116205362:-
FOXRED1
chr11:126139935:126139186:+
chr11:126141115|126141132:126141552:+
NPHP1
chr2:110922265:110922307:-
chr2:110920709|110920712:110920625:-
PHF20L1
chr8:133816064|133816277:+
chr8:133816026|133816057|133816860:133816985:+_3of3
MAPK10
chr6:86850350:86850427:-
chr6:86938523|86938528:86938276:-
DNM1L
chr12:32890799:32890876:+
chr12:32891198:32891230:+
chr12:32892998:32893174:+
SNRPB2
chr20:16710609:16710709|16710809:+
chr20:16712313:16712411:+
MANBAL
chr20:35918051:35918089:+
chr20:35925699:35925937:+
chr20:35927166:35927282:+
MTMR12
chr5:32233688:32235235:-
chr5:32233879:32234040:-
chr5:32227111:32230453:-
TRAPPC6A
chr19:45681501:45681951|45681393:-
chr19:45668385:45668452:-
LIPT1
chr2:99771418:99771514:+
chr2:99772764:99772889:+
chr2:99778420:99778613:+
CDY1
chr6:4776680:4777041:+
chr6:4891947:4892613:+
chr6:4935749:4936005:+
TTC28-AS1
chr22:28315364:28315533:+
chr22:28311139:28312128:+
chr22:28381680:28382380:+
N4BP2L2
chr13:33101669:33101545|33101595:-
chr13:33096319:33096407:-
IPMK2
chr3:48732523:48732854:-
chr3:48732127:48732257:-
chr3:48730884:48731673:-
GPX8
chr5:54455996:54456071:+
chr5:54456158:54456224:+
chr5:54458822:54457083:+
chr5:54459883:54461129:+
TOR1AIP1
chr1:179877748:179878088:+
chr1:179883133:179883189:+
chr1:179886587:179889212:+
GTDC1
chr2:144899449:144899622:-
chr2:144764749:144765102:-
chr2:144728220:144728329:-
chr2:144710340:144710410:-
RAPGEF1
chr9:134526197:134526336:-
chr9:134525516:134525629:-
chr9:134518626:134518804:-
PFKM
chr12:48528726:48528821:+
chr12:48529074:48529166:+
chr12:48531504:48531629:+
RAD51C
chr17:56772292:56772550:+
chr17:56774054:56774220:+
chr17:56780557:56780690:+
PSPH
chr7:56118831:56119268:-
chr7:56101796|56101799|56101847:56101654:-_3of3
SCYL1
chr11:65304057:65304223:+
chr11:65304457|65304508:65304599:+
LETMD1
chr12:51447561:51447643:+
chr12:51449618:51449804:+
chr12:51449927:51450026:+
MGC72080
chr7:97599082:97599157:-
chr7:97598317:97598364:-
chr7:97593908:97596299:-
ARHGAP22
chr10:49763508:49763595:-
chr10:49687631:49687807:-
chr10:49687727:49687934:-
NKIRAS2
chr17:40174417:40174498:+
chr17:40174588:40174658:+
chr17:40175672:40177656:+
WASF2
chr1:27739086:27739223:-
chr1:27736186:27736700:-
chr1:27730734:27734840:-
BCAS4
chr20:49446816:49446917:+
chr20:49458103:49458437:+
chr20:49493023:49493714:+
AFTPH
chr2:64800080:64800202:+
chr2:64806620:64806680:+
chr2:64812556:64812679:+
KIAA1456
chr8:128483433:128484509|128484540:+
chr8:128637111:128638651:+
LRRFIP2
chr3:37136283:37136399:-
chr3:37132958:37133029:-
chr3:37125127:37125297:-
HLA-A
chr6_mcf_hap5:1293809:1294084:+
chr6_mcf_hap5:1294184:1294318:+
chr6_mcf_hap5:1294735:1294771:+
ACAD9
chr3:128598833:128598884|128598860:+
chr3:128603496:128603589:+
FIBP
chr11:65653134:65652980|65653001:-
chr11:65652549:65652657:-
ANKRD12
chr18:9195549:9195696:+
chr18:9204474:9204542:+
chr18:9208655:9208801:+
MTO1
chr6:74201957:74202075:+
chr6:74207459:74207619:+
chr6:74210297:74211179:+
CCDC66
chr3:56592874:56592938:+
chr3:56593597:56593622:+
chr3:56597712:56598153:+
POLB
chr8:42185973:42196203:+
chr8:42196530:42196587:+
chr8:42202471:42202537:+
NATB
chr17:72771761:72771846:-
chr17:72769824|72769827:72769715:-
DHX38
chr16:72130721:72130908:+
chr16:72131576:72131680:+
chr16:72132544:72132691:+
HSTD1
chr1:155581007:155581082|155581146:+
chr1:155581340:155581394:+
FAM45A,FAM45B
chr10:120864276:120864534:+
chr10:120864823:120865007:+
chr10:120867480:120867676:+
NUP85
chr17:73230195:73230208:73230883:+
chr17:73231195|73231208|73231211:73231296:+_1of3
EIF3B
chr7:2419029:2419146:+
chr7:2419839|2419914:2420375:+
RBBP4
chr1:33138392:33138502:+
chr1:33145241:33145418:+
chr1:33146127:33146258:+
MTA3
chr2:42924916:42924974:+
chr2:42931334|42931337:42931458:+
RDBD3
chr11:124774415:124747554:+
chr11:124747633:124748027:+
chr11:124748480:124748692:+
SEC22C
chr3:42599070:42599188:-
chr3:42597422:42597487:-
chr3:42589459:42590149:-
CENPT
chr16:67866358:67866448:-
chr16:67866218|67866253|67866257:67866131:-_1of3
PCCB
chr3:135975397:135975465:+
chr3:135980794:135980907:+
chr3:136002679:136002789:+
LRTOMT
chr11:71791377:71791931:+
chr11:71799343:71799426:+
chr11:71804542:71804747:+
RELA
chr11:65430297:65430443:-
chr11:65429676|65429818:65429650:-
DCTD
chr4:183838441:183838630:-
chr4:183837626:183838010:-
chr4:183836614:183836728:-
C
D


RBM25,
chr14:73554709:73554869:+
chr14:73555078:73555182:+
chr14:73563623:73563808:+
METTL22,
chr16:8722587:8722967:+
chr16:8728896:8728936:+
chr16:8729025:8729169:+
CCNL2,
chr1:1326776:1328840:-
chr1:1326245:1328183:1326146:-
MORC4,
chrX:106185455:106185188|106185206:-
chrX:106183964:106184862:-
ST6GALNAC4,
chr9:130670547:130674959:-
chr9:130672337|130672807:130672230:-
RMND5B
chr5:177558238:177558377:+
chr5:177562174:177562313:+
chr5:177565109:177565397:+
chr5:177569584:177569729:+
PGRMC1,
chrX:118370211:118370654:+
chrX:118374272:118374427:+
chrX:118377114:118378429:+
LUC7L,
chr16:240134:240932|239946|239967:-
chr16:238974:239338:-_3of3
DERL3
chr17:5386129:5386202:-
chr17:5386416:5386702:-
chr17:5383707:5383902:-
NFE2L2
chr2:178128538:178128111|178128257:-
chr2:178098733:178098999:-
ATG4C
chr1:63249777:63249896|63249944:+
chr1:63269390:63269533:+
CJS
chr12:7167980:7168181:+
chr12:7169056:7169095:+
chr12:7169143:7169221:+
chr12:7170194:7170371:+
SAE1
chr19:47670075:47673180:+
chr19:47706928:47706997:+
chr19:47711416:47713895:+
METTL10,
chr10:126453961:126454177:-
chr10:126450869:126451127:-
chr10:126447406:126449072:-
TTC28-AS1
chr22:28312364:28315533:+
chr22:28318006:28318166:+
chr22:28311139:28311218:+
GIPC1
chr19:14606849:14606944:-
chr19:14603669:14603724:-
chr19:14602468:14602555:-
NAA60
chr16:3493668:3493837:+
chr16:3498471:3498540:+
chr16:3526222:3526337:+
chr16:3529471:3529600:+
VAMP7,
chrX:155119121:155119210:+
chrX:155125286:155125343:+
chrX:155127776:155127913:+
ZNF691
chr1:43314962:43315084:+
chr1:43315236:43315413:+
chr1:43316621:43318146:+
CAPS
chr19:591495|:591507б|591515б:+
chr19:591525:591622:+
DOK1
chr2:74782281:74782580:+
chr2:74782786:74782795:+
chr2:74783021:74783205:+
chr2:74783435:74784678:+
HNRNPH1,
chr5:179050670:179050996|179050637:-
chr5:179050038:179050165:-
INSIG1
chr7:155094457:155094556:+
chr7:155095535:155095605:+
chr7:155099951:155101945:+
PHF20,
chr20:34435272:34435356:+
chr20:34446224:34446363:+
chr20:34450935:34451322:+
RNH1
chr11:5066094:5068211:-
chr11:5048244:5049961:-
chr11:5020621:5022491:-
ATG13
chr11:46638826:46639440:+
chr11:46639875:46639925:+
chr11:46651595:46651650:+
chr11:46665829:46665910:+
CTDSPL
chr3:37988548:37988702:+
chr3:37998602:37998634:+
chr3:38006062:38006163:+
DAP3,
chr1:155658882:155658965|155659034:+
chr1:155679564:155679615:+
C15orf40
chr15:83677300:83677427:-
chr15:83673724|83674444:83673145:-
CDK10,
chr16:89761701:89761753:+
chr16:89762003|89762137:89762772:+
CPNE1,
chr20:34268659:34268793:-
chr20:34262967:34263124:-
chr20:34262434:34262539:-
TUBG1
chr17:57955464:57955695:-
chr17:57941957:57944110:-
chr17:57941025:57941208:-
chr17:57936841:57937785:-
CASP4
chr11:104825474:104825728:-
chr11:104821652:104821825:-
chr11:104820270:104820504:-
CALHM2,
chr10:105231913:105232162:-
chr10:105210840:105210939:-
chr10:105200871:105210557:-
BEND5
chr1:49227009:49227142:-
chr1:49224956|49225038:49224572:-
SMARCD1,
chr12:50488220:50488355:+
chr12:50480633:50480755:+
chr12:50492457:50492598:+
ZNF720
chr16:31724550:31724756|31724769:+
chr16:31733947:31734073:+
ARHGAP22,
chr10:49687807:49687631|49687679:-
chr10:49667727:49667934:-
TUBG1
chr17:57970058:57970306:-
chr17:57968192:57968402:-
chr17:57955464:57955695:-
chr17:57943970:57944110:-
ZNF568,
chr19:37428049:37428184:+
chr19:37440414|37440417:37443645:+
RMND5B
chr5:177558238:177558377:+
chr5:177562174:177562313:+
chr5:177565109:177565259:+
GPX8,
chr5:54455996:54456071:+
chr5:54456158:54456224:+
chr5:54456848:54457083:+
chr5:54459883:54463129:+
TRPC4AP,
chr20:33622026:33623111:-
chr20:33609135|33609159:33608993:-
RPQ8
chrX:38147294:38147114:-
chrX:38146498:38146347:-
UGP2
chr2:64068098:64068366:+
chr2:64069193:64069338:+
chr2:64082018:64082070:+
chr2:64083440:64083567:+
NUB1,
chr7:151065821:151065973:+
chr7:151071183:151071328:+
chr7:151072934:151073029:+
SHMT2,
chr12:57625496:57625696|57625700:+
chr12:57625994:57626075:+
SLTM,
chr15:59185096:59185259:-
chr15:59182480:59182669:-
chr15:59181629:59181753:-
FLAD1
chr1:154960581:154961325:+
chr1:154962036:154962183:+
chr1:154962635:154962733:+
HDAC11,
chr3:13524964:13525064:+
chr3:13544384:13544480:+
chr3:13545594:13545772:+
ROBO3
chr11:124747415:124747554:+
chr11:124748480:124748692:+
chr11:124749086:124749237:+
ZCBH14,
chr14:89044329:89044484:+
chr14:89063078:89063152:+
chr14:89068268:89068427:+
ATG16L1,
chr2:234181612:234181698|234182423:+
chr2:234183322:234183424:+
FOXRED1,
chr11:126143231:126143349:+
chr11:126144822:126144916:+
chr11:126145222:126145323:+
GATS,
chr7:99820220:99820343:-
chr7:99810670:99810756:-
chr7:99798278:99800226:-
ALAD,
chr9:116155727:116155914:-
chr9:116154449|116154615:116154399:-
MEPCE,
chr7:100028413:100026663:+
chr7:100028238|100028653:100029312:+
YTHDF3,
chr8:64098732:64100141:+
chr8:64100268:64100303:+
BIF3B,
chr7:2419029:2419146:+
chr7:2419839|2419914|2419919:2420377:+_1of3
USP16
chr21:30400592:30408695:+
chr21:30409597|30409600:30409784:+
ROBO3
chr11:124747415:124747554|124747648:+
chr11:124747833:124748027:+
SCF2,
chr1:53453701:53453808:+
chr1:53458930:53461672:+
chr1:53480562:53480715:+
C
D


MIB2
chr1:1564513:1564692:+
chr1:1564765:1564946:+
chr1:1565019:1565084:+
PPHLN1
chr12:42708864:42708876:+
chr12:42778742:42778798:+
chr12:42781258:42781337:+
CHCHD4,
chr3:14364635:14364371:-
chr3:14363437:14363586:-
chr3:14357926:14358624:-
METTL23,
chr17:74722912:74723260(74723295)74723439:+
chr17:74729606:74729297:+_1of5
REPS1,
chr6:139241352:139241453:-
chr6:139238761(139238764)139238783:139238692:-_2of3
UBAP2L,
chr1:154241233:154241430:+
chr1:154241838:154241888:+
chr1:154242676:154243329:+
ARMC3,
chr10:23347999:23348067:+
chr10:23248328:23248503:+
chr10:23253735:23257418:+
PCBP4
chr3:52001142:52001482:-
chr3:51996826:51996908:-
chr3:51969765:51969104:-
chr3:51965176:51965320:-
YIPF3
chr6:43484465:43484728:-
chr6:43483784(43483833)(43483851)(43483925)(43483928:43483627:-_2of5
CNDP2,
chr18:72163505:72163666:+
chr18:72167117(72167172:72167268:+
CALCOCO1,
chr12:54138871:54119050:-
chr12:54138369:54118531:-
chr12:54137377:54117567:-
SPOP,
chr17:47755295:47755525:-
chr17:47753257:47753378:-
chr17:47714121:47714171:-
chr17:47700095:47700238:-
CFLAR,
chr2:202014477:202014558:+
chr2:202025155:202025665:+
chr2:202028558:202037411:+
LUCT3,
chr17:48827993:48824063:+
chr17:48827862:48828055:+
chr17:48828108:48828213:+
chr17:48829561:48830072:+
CD9
chr12:6308881:6309238:+
chr12:6309550:6309731:+
chr12:6334592:6334700:+
C3orf18,
chr3:50604894:50605223:-
chr3:50603437:50603525:-
chr3:50599153:50599178:-
DDK1
chr2:74782281:74782580:+
chr2:74782702:74782795:+
chr2:74783021:74783205:+
chr2:74784435:74784678:+
DCTD,
chr4:183837826:183838010:-
chr4:183837439:183837692:-
chr4:183836614:183836728:-
HNRNPU,
chr1:245027827:245026919(245026976:-
chr1:245025921:245026032:-
DCTD,
chr4:183838441:183838630:-
chr4:183837439:183837692:-
chr4:183836614:183836728:-
TXNRD1,
chr12:104680460:104680887(104681124)104681209:+
chr12:104682709:104682818:+_1of3
RBM6,
chr3:50000009:50000118:+
chr3:50004631:50006181:+
chr3:50009492:50009581:+
BPTF,
chr17:65941525:65942012(65942441:+
chr17:65943842:65943924:+
MAGI2-AS3
chr7:79083276:79083560:+
chr7:79084182(79084202:79084323:+
DLG1
chr3:196807922:196807988-
chr3:196803457:196803553-
chr3:196802708:196802741-
chr3:196796090:196796131-
NKRA52
chr17:40174417:40174490:+
chr17:40174583:40174658:+
chr17:40175672:40177658:+
PXN
chr12:120659426:120659561-
chr12:120653363:120653464-
chr12:120652906:120653220-
PGAP2,
chr11:3845500:3845594(3845606)(3845679)3845685:+
chr11:3846250:3846358:+_2of4
FFF8P1
chr12:27817295:27817370(27817379:+
chr12:27820099:27820253:+
RNO152,
chr1:95709767:95710271:+
chr1:95712098:95712213:+
chr1:95712312:95712781:+
GTK38,
chr6:36514667:36515247:-
chr6:36507981(36507984)36507849:-
CDY1,
chr6:4773205:4773412:+
chr6:4891947:4892611:+
chr6:4935749:4936005:+
FASTKD2,
chr2:207630112:207630178(207630471)207630486:+
chr2:207631368:207632194:+_1of3
DRNL
chr7:44091429:44091541:+
chr7:44092466:44092510:+
chr7:44096356:44096502:+
SCAPER
chr15:76673719:76673956:-
chr15:76668503:76668652:-
chr15:76662920:76664481:-
AKAP13
chr15:86201768:86201821:+
chr15:86205619:86205684:+
chr15:86207794:86207984:+
CD9
chr12:6308881:6309238:+
chr12:6309588:6309731:+
chr12:6334592:6334700:+
COPA,
chr1:160275478:160275563:-
chr1:160275361(160275388)160275223:-
KANSL2,
chr12:49073438:49073616:-
chr12:49072819:49073021:-
chr12:49069582:49069745:-
ANKRA2
chr5:72858418:72858810:-
chr5:72856955:72857113:-
chr5:72853400:72853465:-
STRADA
chr17:61788088:61788196:-
chr17:61787851:61787974:-
chr17:61784607:61784778:-
chr17:61783995:61784099:-
DBNL,
chr7:44089824:44089879:+
chr7:44092466:44092540:+
chr7:44096356:44096502:+
HLA-A
chr6_dbb_hap3:1203608:1203764:+
chr6_dbb_hap3:1203895(1203967:1204681:+
CNDP2,
chr18:72164744:72164830:+
chr18:72167117(72167172:72167268:+
SPOP,
chr17:47755295:47755525:-
chr17:47753257:47753378:-
chr17:47714121:47714171:-
ARHGAP22,
chr10:49767508:49763595:-
chr10:49687679:49687807:-
chr10:49667727:49667934:-
MATR3,SNHG4,
chr5:138658287:138658656:+
chr5:138660498(138661025)(138661129:138661351:+_3of3
TTC19,
chr17:15903432:15903559(15903696:+
chr17:15905229:15905339:+
SCFD1,
chr14:31091525:31091605(31091668:+
chr14:31097415:31097485:+
NUDT9,
chr4:88356133:88356372:+
chr4:88359429:88359524:+
chr4:88362981:88363087:+
TXNRD1,
chr12:104682709:104682818:+
chr12:104705068:104705190:+
FAM45A,FAM45B,
chr10:120863611:120863709:+
chr10:120864823:120865007:+
chr10:120867480:120867676:+
CHMP7,
chr8:23116245:23116343:+
chr8:23116579:23116639:+
chr8:23117657:23117836:+
TMEM176A,
chr7:150500708:150500920:+
chr7:150501450:150501560:+
chr7:150501915:150502208:+
SNCAIP,
chr5:122739448:121739560:+
chr5:121761047:121761226:+
chr5:121767664:121767777:+
C12orf49,
chr12:117175595:117175843:-
chr12:117160872:117161028:-
chr12:117158101:117158252:-
DSCR3
chr21:38610761:38610910:-
chr21:38605663:38605743:-
chr21:38604678:38604752:-
4FTPH
chr2:64812556:64812679:+
chr2:64819019(64819022:64820138:+
DBNL
chr7:44091429:44091541:+
chr7:44092466:44092540:+
chr7:44096356:44096502:+
TFAM,
chr10:60148439:60148579:+
chr10:60150525:60150620:+
chr10:60154118:60154174:+
RASA4,
chr7:102232732:102232901:-
chr7:102230606:102230743:-
chr7:102226681:102226892:-
NME3,
chr16:1821411:1821270(1821281:-
chr16:1821071:1821172:-
DAXX,
chr6_qbl_hap6:4521934(4522000)(4522003)4522034:4521745:-_3of4
C
D


JPBG2
chr3:48733523:48732854:-
chr3:48731135:48732257:-
chr3:48731892:48731958:-
chr3:48730884:48731673:-
PGAP2,
chr11:3829524:3829545:+
chr11:3832480:3832654:+
chr11:3845113:3845365:+
NR1H3,
chr11:47279468:47279680:+
chr11:47280852:47280810:+
chr11:47281342:47281530:+
PARP2,
chr14:20825210:20825308:+
chr14:20825555:20825679:+
chr14:20825797:20826063:+
ALKBH2,
chr12:109530312:109530592:-
chr12:109527814:109528012:-
chr12:109525993:109526317:-
DCTD,
chr4:183838464:183838630:-
chr4:183837439:183837692:-
chr4:183836614:183836728:-
CD46
chr1:207940358:207940540:+
chr1:207943666:207943707:+
chr1:207956637:207956675:+
SDHAP1
chr3:195698194:195698315:-
chr3:195695090:195695216:-
chr3:195694750:195694861:-
VRK2
chr2:58373461:58373609:+
chr2:58381889:58381937:+
chr2:58380464:58380705:+
NTD1,
chr6:74190298:74190528:+
chr6:74191763:74191963:+
chr6:74192172:74192343:+
NTM012,
chr5:32236107:32239279:-
chr5:32235068:32235235:-
chr5:32227111:32230451:-
TMEM176A
chr7:150500708:150500920:+
chr7:150501450:150503173:+
chr7:150500915:150502208:+
RNF138,
chr18:29672663:29672849:+
chr18:29693708:29693823:+
chr18:29703481:29705537:+
C1S
chr12:7167980:7168181:+
chr12:7160567:7160143:7160221:+
FKBP1B
chr2:242836842:242837396:+
chr2:242858892:242859342:242860550:+
YTHDF3,
chr8:64081946:64081970:+
chr8:64087896:64087975:+
chr8:64098706:64100363:+
chr8:64122241:64123346:+
PRDM4,
chr12:108145986:108145992:108145424:-
chr12:108140052:108140201:-
CHTOP,
chr1:153610771:153610924:+
chr1:153614716:153614722:153614905:+
GLYR1
chr16:4867599:4867698:-
chr16:4864630:4864648:4864538:-
SEPT4
chr17:56608841:56608912:-
chr17:56604293:56604339:-
chr17:56603581:56603874:-
NSL1
chr1:212955714:212955768:-
chr1:212839531:212939615:-
chr1:212912876:212912943:-
USP19
chr3:49155380:49155553:-
chr3:49155228:49155263:49155090:-
DNAJC10,
chr2:183597226:183597269:+
chr2:183600976:183601113:+
chr2:183605026:183605115:+
SLAIN2
chr4:48385664:48385801:+
chr4:48386593:48396670:+
chr4:48422142:48422460:+
HDAC3,
chr5:141014115:141016197:-
chr5:141014378:141014520:-
chr5:141009611:141009692:-
PI4KB,
chr1:151298747:151300191:-
chr1:151280049:151280148:-
chr1:151280050:151280277:-
DHX15
chr4:24534487:24534677:-
chr4:24531224:24531293:-
chr4:24529088:24529664:-
N4BP2L2
chr13:33112929:33112755:33112915:-
chr13:33109906:33111164:-
LAMA4,
chr6:112575917:112575644:112575661:-
chr6:112575158:112575493:-
ST3GAL6,
chr3:98408723:98408800:+
chr3:98489965:98490034:+
chr3:98491657:98491760:+
C1R
chr12:7244083:7245089:-
chr12:7244048:7244276:-
chr12:7242652:7242844:-
AKAP13
chr15:86198648:86199018:+
chr15:86205619:86205684:+
chr15:86207794:86207986:+
RPP21,
chr6_cox_hap2:1825085:1825185:+
chr6_cox_hap2:1825254:1825360:+
chr6_cox_hap2:1826219:1826344:+
HDAC8,
chrX:71791907:71791959:-
chrX:71788604:71788734:-
chrX:71787739:71787880:-
chrX:71715006:71715138:-
KARS
chr16:75681476:75691585:-
chr16:75678181:75678360:-
chr16:75675462:75675621:-
ZEB1
chr10:31749866:31750166:+
chr10:31791276:31791437:+
chr10:31799601:31799803:+
MRD4
chr3:129156151:129155286|129155304:-
chr3:129152905:129152979:-
CDC42SE1,
chr1:151031955:151032125:-
chr1:151029117:151029265:-
chr1:151028133:151028469:-
DNM2
chr19:10906048:10906115:+
chr19:10906737:10906875:+
chr19:10908056:10908194:+
chr19:10909162:10909248:+
PRLR
chr5:35230370:35230823:-
chr5:35195633:35195815:-
chr5:35152888:35153075:-
chr5:35118163:35118224:-
EAF2
chr3:121563304:121563394:+
chr3:121573534:121573670:+
chr3:121575858:121576003:+
CDY1,
chr6:4776680:4777041:+
chr6:4891947:4892137:+
chr6:4935749:4936005:+
ASCC2,
chr22:30234167:30234263:-
chr22:30230478:30230539:-
chr22:30228234:30228331:-
HCK,
chr20:30639999:30640289:+
chr20:30642019:30642084:+
chr20:30659465:30659585:+
RASGRP4
chr19:38907692:38907808:-
chr19:38905556|38905763:38905488:-
PRLR
chr5:35230370:35230823:-
chr5:35195633:35195815:-
chr5:35118163:35118224:-
KARS
chr16:75681476:75681585:-
chr16:75678181:75678360:-
chr16:75676661:75676713:-
chr16:75675462:75675621:-
SS1B,
chr18:23618519:23618623:-
chr18:23617595:23618887:-
chr18:23614969:23615091:-
MAPK10,
chr4:87022205:87022370:-
chr4:87019677:87019748:-
chr4:87010359:87010430:-
chr4:86988926:86989108:-
ARHGAP22,
chr10:49763508:49763595:-
chr10:49667727:49667934:-
chr10:49663045:49663177:-
U2AF1L4
chr19:36236026:36236113:-
chr19:36235277:36235639:-
chr19:36235224:36235322:-
CHD1L
chr1:146739085:146739177:+
chr1:146740441:146740537:+
chr1:146747017:146747131:+
U2AF1L4
chr19:36236026:36236113:-
chr19:36235277:36235593:-
chr19:36235224:36235322:-
RBIP1,
chr10:112678879:112679124:-
chr10:112677879:112677971:-
chr10:112661296:112661370:-
NSRP1,
chr17:28483558:28483680:+
chr17:28490085:28490180:+
chr17:28499560:28499616:+
DCTD,
chr4:183838441:183838630:-
chr4:183837826:183838010:-
chr4:183837572:183837692:-
ARMC3,
chr10:23220925:23220975:+
chr10:23235073:23235190:+
chr10:23244736:23244861:+
FAM177A1,
chr14:35546356:35546422:+
chr14:35548133:35548230:+
chr14:35550228:35552589:+
RA23B
chr2:160284822:160284930:-
chr2:160284452:160284553:-
chr2:160268846:160269056:-
AHCTF1
chr1:247007097:247007230:-
chr1:247009996:247006078:-
chr1:247002400:247004300:-
RNF167,
chr17:4843782:4844021|4843937|4844021:+
chr17:4844218|4844168|4844168:4844288:+_1of4
MEF2C
chr5:88024310:88024445:-
chr5:88018646|88018742:88014058:-
C
D
0.0
0.2
0.4
0.6
0.8
1.0


MIPI1
chr17:66453483:66453633:-
chr17:66449051:66449133:-
chr17:66446869:66447038:-
SMARCC2
chr12:56558515:56558597|56558432:-
chr12:56555636:56557549:-
SNCAIP
chr5:121739488:121739560:+
chr5:121758563:121759434:+
chr5:121767664:121767777:+
ATG13
chr11:46642592:46642707:+
chr11:46651595:46651692:+
chr11:46665829:46665910:+
NTRK2
chr9:87339139:87339271:+
chr9:87342569|87342608:87342874:+
CRTC2
chr1:153924494:153924738:-
chr1:153922736:153924142:-
chr1:153921591:153921860:-
HSPH1
chr13:31729651:31729791:-
chr13:31728770:31728892:-
chr13:31726989:31727088:-
chr13:31725084:31725328:-
NIBP2L2
chr13:33315453:33316669:-
chr13:33309133:33309407:-
chr13:33309394:33309146:-
ZNF444,
chr19:56669863:56669971:+
chr19:56670993|56670996:56672262:+
ANAPC10
chr4:146008912:146002902:-
chr4:145985724:145985894:-
chr4:145915727:145916755:-
RNH1
chr11:506609:506821:-
chr11:504824:504888:-
chr11:502062:502249:-
PAK2
chr18:4447014:44471017:-
chr18:44443121:44444211:-
chr18:44435528:44435578:-
XLHL12,
chr1:202863122:202863410:-
chr1:202862367:202862553:-
chr1:202862230:202861787:-
AGTRAP
chr1:11808472:11808646|11808667:+
chr1:11810134:11810828:+
LGALS9,
chr17:25969264:25969374:+
chr17:25970551:25970646:+
chr17:25972340:25972375:+
chr17:25972887:25972937:+
ENPP2
chr8:120594842:120594650|120594670:-
chr8:120592336:120592407:-
TCTN1,
chr12:111082772:111082934|111082948:+
chr12:111085016:111085141:+
GABARAPL1
chr12:10364135:10366786:+
chr12:10367268:10367378:+
chr12:10370862:10370740:+
RBMS3,
chr3:29975572:29977687:+
chr3:29985698:29985745:+
chr3:30029634:30029714:+
ANKRD10,
chr13:111558380:111558471:-
chr13:111552877:111553641:-
chr13:111546456:111546549:-
chr13:111543575:111545610:-
CAST
chr5:96065316:96065429:+
chr5:96071876:96071934:+
chr5:96073553:96073651:+
CLIP4
chr2:29380070:29380213|29380268:+
chr2:29383199:29383333:+
ZER1,
chr10:31600101:31600221:+
chr10:31644076:31644121:+
chr10:31676053:31676195:+
chr10:31749966:31750166:+
YRNM7
chr5:130517922:130517992:+
chr5:130522721:130522802:+
chr5:130535224:130541118:+
LRRIQ1,
chr12:85441025:85441248:+
chr12:85445955:85446029:+
chr12:85449325:85450962:-
BVYM
chr13:103451399:103451871:+
chr13:103457657:103457740:+
chr13:103459496:103460955:+
TFPI
chr2:188418927:188419219:-
chr2:188378343:188378373:-
chr2:188368375:188368497:-
CUTA
chr6:33385736:33386005:-
chr6:33385472|33385593:33385258:-
TNFRSF12A,
chr16:3070313:3070492:+
chr16:3071190:3071320:+
chr16:3071556:3071690:+
LGALS9,
chr17:25969264:25969374:+
chr17:25970551:25970646:+
chr17:25972340:25972375:+
STRADA
chr17:61781942:61781701|61781792:-
chr17:61781365:61781407:-
MECR,
chr1:29557243:29557454:-
chr1:29543197|29543324:29543100:-
CDC42SE1,
chr1:151033955:151035215:-
chr1:151029132:151029262:-
chr1:151028153:151028469:-
DAXX,
chr6_dbb_hap3:4571966:4572120:-
chr6_dbb_hap3:4571010|4571074|4571076|4571110:4570821:-_3of4
PCBP4
chr3:52001342:52001482:-
chr3:51996826:51996908:-
chr3:51995957:51996104:-
chr3:51995176:51995320:-
HLA-A
chr6_mcf_hap5:1294809:1294858:+
chr6_mcf_hap5:1294184:1294300:+
chr6_mcf_hap5:1294739:1294771:+
SBDSP1
chr7:72302192:72302370:+
chr7:72304142:72304508:+
chr7:72307156:72307978:+
ASCC2
chr22:30222624:30226331:-
chr22:30222624:30221769:-
chr22:30221076:30221246:-
PCNT
chr21:47851443:47851892|47852129:+
chr21:47855817:47856061:+
DNM1L
chr12:32990236:32990595:+
chr12:32891198:32891230:+
chr12:32892998:32893174:+
ZER1
chr10:31746966:31750166:+
chr10:31784705:31784767:+
chr10:31792178:31791437:+
FHL3
chr1:38437019:38437187:-
chr1:38464029:38463104:-
chr1:38464646:38464820:-
DAXX,
chr6:33290639:33290793:-
chr6:33289689|33289751|33289754|33289785:33289496:-_3of4
SLC15A3,
chr11:60709507:60709617:-
chr11:60708594:60708762:-
chr11:60706952:60707110:-
DDHD2
chr8:38095607:38095727:+
chr8:38097793:38097882:+
chr8:38099768:38099903:+
RNNDSB
chr5:177558238:177558377:+
chr5:177562174:177562313:+
chr5:177561109:177562528:+
chr5:177569584:177569729:+
WDR54
chr2:74650982:74651109:+
chr2:74652002:74652102:+
chr2:74652202:74652364:+
RAD51C,
chr17:56769934:56770046|56770149:+
chr17:56772292:56772550:+
BUB1
chr10:124922128:124922344:+
chr10:124923336|124924563:124924886:+
ZNF76
chr6:35260658:35260821:+
chr6:35261528:35261692:+
chr6:35262233:35262346:+
MPDZ,
chr9:13119501:13119648:-
chr9:13115247:13115333:-
chr9:13113930:13114020:-
RNF138,
chr18:29672663:29672849:+
chr18:29691717:29691882:+
chr18:29693708:29693823:+
RECQL5
chr17:73647266:73647345:-
chr17:73646597:73646798:-
chr17:73627530:73627748:-
PARD3
chr10:34663802:34663930:-
chr10:34661426:34661464:-
chr10:34648999:34649187:-
PLA2G2A
chr1:20305073:20306152:-
chr1:20305372|20305404:20305227:-
EBPL
chr13:50265395:50265623:-
chr13:50243913:50243982:-
chr13:50237193:50237313:-
chr13:50234810:50235344:-
ITPK1
chr14:93581117:93582263:-
chr14:93581529|93581562|93581650:93581414:-_2of3
MAPKAPK5
chr12:112326669:112326804|112326810:+
chr12:112327844:112327948:+
ZNF691
chr1:43312244:43312328:+
chr1:43314962:43315413:+
chr1:43316621:43318146:+
COG6
chr13:40251605:40251716:+
chr13:40253675:40253757:+
chr13:40254112:40254182:+
CHD1
chr1:89934089:89940l:-
chr1:89943789:89919:-
chr1:884068:884169:-
ANXA6,
chr5:150496688:150496741:-
chr5:150490188:150490205:-
chr5:150489314:150489407:-
PPAT
chr3:48732523:48732854:-
chr3:48732127:48732257:-
chr3:48731892:48731958:-
chr3:48730884:48731673:-
C
D


RNF146,
chr6:127587983:127588070(127588189:+
chr6:127601378:127601485:+
DCTD,
chr4:183838441:183838630:-
chr4:183837572:183837692:-
chr4:183836614:183836728:-
PARD3,
chr10:34606035:34606266:-
chr10:34573063:34573173:-
chr10:34558585:34558827:-
PPP2R5C,
chr14:102229242:102229307:+
chr14:102252355:102252520:+
chr14:102285329:102285422:+
chr14:102323023:102323222:+
TFDP1,
chr13:114277495:114277601:+
chr13:114285938:114286059:+
chr13:114287435:114287600:+
HLA-DQA1
chr6_qbl_hap6:3847287:3847461:+
chr6_qbl_hap6:3847626(3847828)3847962:3848260:+_3of3
SPAG8
chr9:35810436:35810550:-
chr9:35809401:35810306:-
chr9:35808042:35808303:-
RPL7L1
chr6:42847671:42847689:+
chr6:42848599:42848704:+
chr6:42851189:42851352:+
GSTA3,
chr6:52770546:52770653:-
chr6:52768474:52768525:-
chr6:52767144:52767276:-
XRN2,
chr20:21283942:21284111:+
chr20:21306917:21307044:+
chr20:21307128:21307239:+
DOF3B
chr22:50970398:50970540:-
chr22:50970131(50970202:50969999:-
BIRC2,
chr11:102217966:102218107:+
chr11:102220732:102221480:+
chr11:102233627:102233705:+
IL15,
chr4:142557749:142558377:+
chr4:142577339:142577460:+
chr4:142609975:142610188:+
chr4:142640519:142640629:+
PSPH,
chr7:56101654:56101847:-
chr7:56101074:56101187:-
chr7:56099622:56099747:-
PCM1,
chr8:17849051:17849185(17849209:+
chr8:17850992:17851128:+
ASUN,
chr12:27070285:27070374:-
chr12:27068935:27069113:-
chr12:27067341:27067465:-
chr12:27066907:27067061:-
ANKRD10,
chr13:111558380:111558471:-
chr13:111552877:111553008:-
chr13:111545375:111545610:-
RPP14,
chr3:58291972:58292144(58292378:+
chr3:58296234:58296318:+
TUBG1
chr17:57955464:57955695:-
chr17:57951900:57952064:-
chr17:57943970:57944110:-
ILKAP,
chr2:239098613:239098494(239098500(239098504:-
chr2:239096772:239096898:-_1of3
ZNF568,
chr19:37408481:37408550:+
chr19:37416102:37416160:+
chr19:37427648:37427774:+
ISY1,
chr3:128853673:128853797:-
chr3:128852917:128853038:-
chr3:128849393:128849479:-
CEP70,
chr3:138310896:138310798:-
chr3:138291756(138291774(138291826:138291701:-_2of3
YTHDF3,
chr8:64081946:64081970:+
chr8:64087890:64087975:+
chr8:64098706:64100303:+
chr8:64122241:64125346:+
DCTD,
chr4:183838464:183838630:-
chr4:183837826:183838010:-
chr4:183837572:183837692:-
TDRD3,
chr13:61141659:61141784:+
chr13:61147747(61147750:61148013:+
ATG13
chr11:46638826:46639440:+
chr11:46639875:46639925:+
chr11:46651595:46651650:+
ANGEL2,
chr1:213188955:213189168:-
chr1:213186435:213186760:-
chr1:213184550:213184800:-
chr1:213181552:213181808:-
SLC25A28
chr10:101379802:101380221:-
chr10:101373453:101373681:-
chr10:101372300:101372596:-
chr10:101370642:101371215:-
PXN
chr12:120659426:120659561:-
chr12:120653363:120653464:-
chr12:120652906:120653076:-
NUB1,
chr7:151065821:151065973:+
chr7:151071183:151071287:+
chr7:151072934:151073029:+
MCCC1
chr3:182812347:182812393:-
chr3:182810197:182810333:-
chr3:182804481:182804576:-
APLP2,
chr11:129992200:129992408:+
chr11:129993507:129993674:+
chr11:129996595:129996725:+
RNF10,
chr12:120972132:120972771:+
chr12:120977171:120977271:+
chr12:120984208:120984404:+
SENP6,
chr6:76407141:76407233:+
chr6:76412361:76412788:+
chr6:76419243:76419346:+
BAX,
chr19:49458805:49458856:+
chr19:49458944:49459090:+
ROBO3
chr11:124747415:124747554:+
chr11:124747833:124748027:+
chr11:124748194:124748332:+
ULK3
chr15:75135345:75135552:-
chr15:75134876:75135015:-
chr15:75134621:75134758:-
ZWX1,
chr8:124279513:124279626:-
chr8:124265562:124268411:-
chr8:124260690:124262460:-
MBNL1,
chr3:152165409:152165562:+
chr3:152173331:152173366:+
chr3:152174056:152174150:+
RBFOX2,
chr22:36205827:36206051:-
chr22:36177790(36177793:36177647:-
SPAG8
chr9:35810306:35809401(35810244:-
chr9:35808042:35808303:-
FHL2,
chr2:106015299:106015681:-
chr2:106013104:106013154:-
chr2:106002818:106002997:-
DTYMK,
chr2:242625184:242625292:-
chr2:242619644:242619734:-
chr2:242617867:242618064:-
MINA,
chr3:97690758:97691224:-
chr3:97686006:97686476:-
chr3:97680433:97680552:-
UPF3A,
chr13:115057109:115057267:+
chr13:115064315:115064475:+
chr13:115067206:115067500:+
BMPR1A
chr10:88598622:88598736:+
chr10:88635616:88635842:+
chr10:88649819:88649981:+
C
D
0.0
0.2
0.4
0.6
0.8
1.0
0.00
0.25
0.50
0.75
1.00